

Victim Services Huron 2021/2022 vs 2022/2023 Stats Comparison

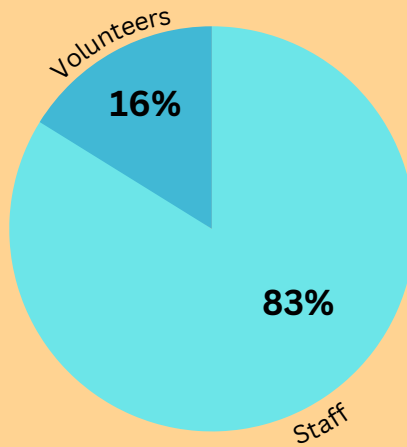
On Scene Call Coverage Breakdown

	2021/2022	2022/2023
On Scene Calls	66	62
Covered by Staff	55	44
Covered by Volunteers	11	18

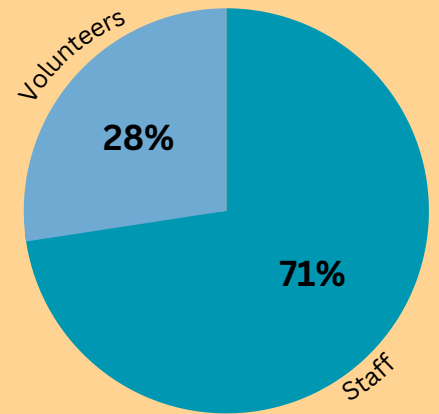
Notes

- COVID Lockdown from April 21 to June 15, 2023 (13 On Scene Calls No Volunteers Used)

2021/2022 Fiscal Year



2022/2023 Fiscal Year



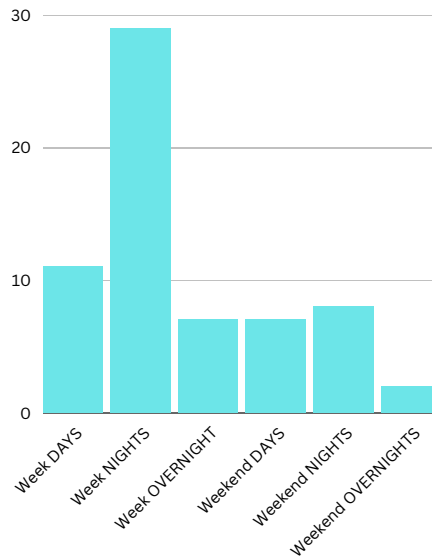
Time of On Scene Call Breakdown

	2021/2022	2022/2023
Weekday 8am - 5pm	11	17
Weekday 5pm- 12am	29	14
Weekday 12am - 8am	7	4
Weekend 8am - 5pm	7	18
Weekend 5pm-12am	8	6
Weekend 12am-8am	2	3

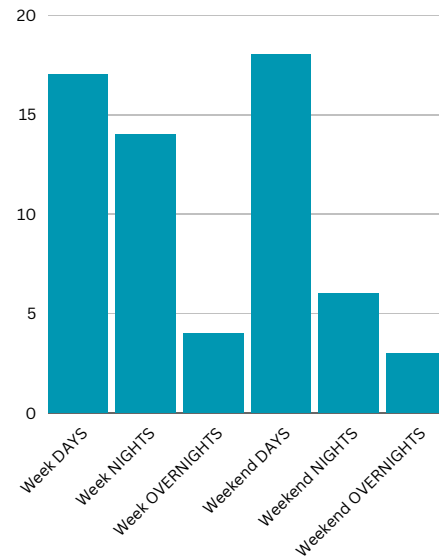
Notes

- Weekends include any STAT Holidays

2021/2022 Fiscal Year



2022/2023 Fiscal Year



On Scene vs. Email Referral Comparison

	2021/2022	2022/2023
On Scene Calls	66	62
OPP Email Referrals	206	352
Total	577	772

Notes

- All other calls received include phone, walk ins, email and other referrals direct to office

■ On Scene ■ OPP Email ■ Total

